



Version 1.0
March 2016
Max Bassett

Market Drayton Neighbourhood Plan (Have your say) Questionnaire Report YOUNG PEOPLE'S REPORT

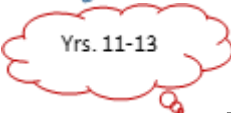


Introduction and presentation of results

Market Drayton is developing a Neighbourhood Plan. To inform that plan a number of consultations have been conducted in the lead-up to an adult household survey and these engagements sessions with children and young people. These included a drop-in event on 5th and 9th September 2015 at Festival Drayton and a stall in the street market in the centre of town. The information gathered from these events helped to determine the types of questions included in the subsequent surveys.



Yrs. 7-10



Yrs. 11-13

Children and young people were engaged through Grove School with two surveys available; one for school years 7-10 which covered an age range of 11-14 and another for years 11-13 for those aged 15-18. Responses to the Yrs. 7-10 survey were good with 268 responses whilst the Yrs. 11-13 did not get many results with only 29 filling in the survey.

Responses to these two years groups are kept separately largely due to differences in how the questions were asked to these two age group but also the small response rate to Yrs. 11-13. The cloud symbols above are used throughout the report to show which age group the results are from.

This report presents the results of the survey mainly in the form of tables and charts. The tables show the number and percentage of respondents who selected each option. When percentages are presented, they are rounded to the nearest whole number. However only numbers have been shown for Yrs. 11-13 due to response rate. For the most part the base for each question is the total number of respondents who answered that question or 'total survey respondents' if more appropriate.

This report presents the basic results of the questions asked in these young person's surveys and has been independently produced by Data Orchard CIC, commissioned by the Market Drayton Town Council, and based directly on the residents' responses to the questionnaires.

Version history

Version 1.0 – Report to Market Drayton Parish Council

Response to the survey

A total of 268 on-line questionnaires were returned by young people aged 11 to 14 (School years 7-10) and a further 29 for young people aged between 15 and 18 (School years 11-13).

Results

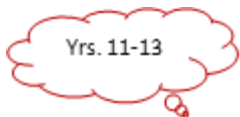
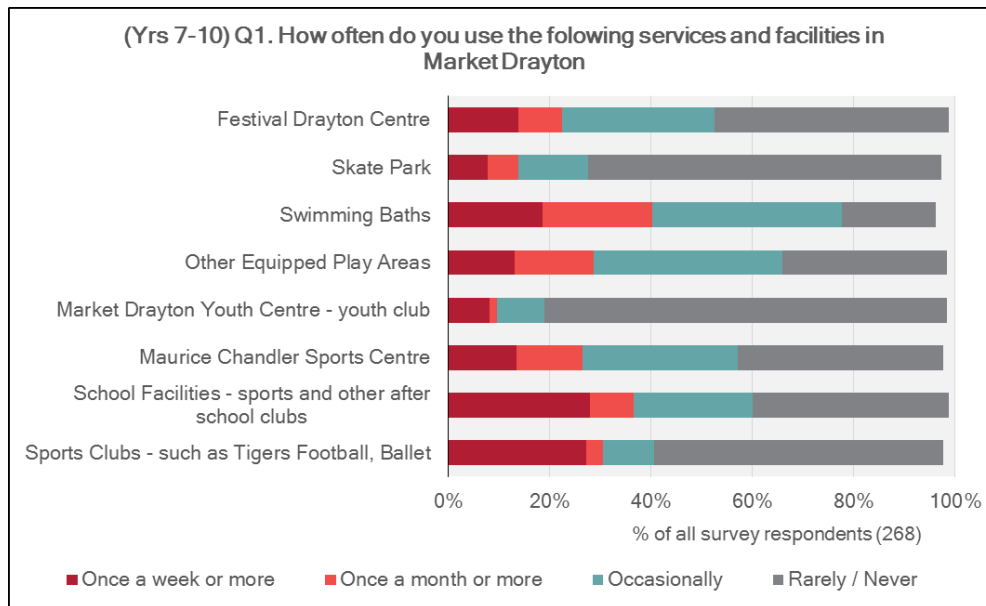


Q1. How often do you use the following services and facilities in Market Drayton?

	Once a week or more	Once a month or more	Occasionally	Rarely / Never	Response Count	Base*
Festival Drayton Centre	37	23	81	124	265	268
Skate Park	21	16	37	187	261	268
Swimming Baths	50	58	100	50	258	268
Other Equipped Play Areas	35	42	100	87	264	268
Market Drayton Youth Centre - youth club	22	4	25	213	264	268
Maurice Chandler Sports Centre	36	35	82	109	262	268
School Facilities - sports and other after school clubs	75	23	63	104	265	268
Sports Clubs - such as Tigers Football, Ballet	73	9	27	153	262	268

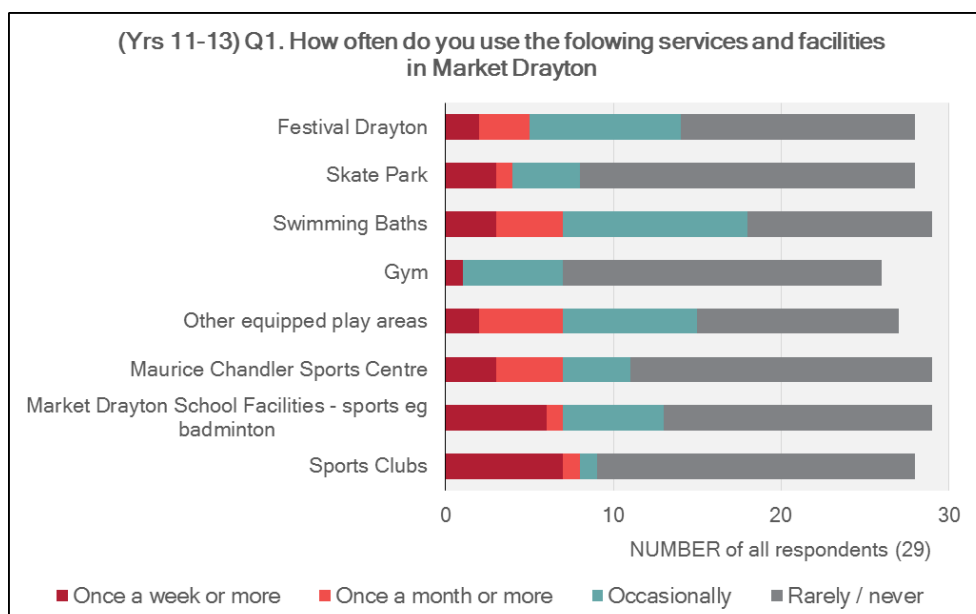
	Once a week or more	Once a month or more	Occasionally	Rarely / Never
Festival Drayton Centre	14%	9%	30%	46%
Skate Park	8%	6%	14%	70%
Swimming Baths	19%	22%	37%	19%
Other Equipped Play Areas	13%	16%	37%	32%
Market Drayton Youth Centre - youth club	8%	1%	9%	79%
Maurice Chandler Sports Centre	13%	13%	31%	41%
School Facilities - sports and other after school clubs	28%	9%	24%	39%
Sports Clubs - such as Tigers Football, Ballet	27%	3%	10%	57%

* Note: Base is total number who answered the questionnaire (268)



Q1. How often do you use the following services and facilities in Market Drayton? (Same wording as Yrs. 7-10, but different answer options)

	Once a week or more	Once a month or more	Occasionally	Rarely / never	Response Count
Festival Drayton	2	3	9	14	28
Skate Park	3	1	4	20	28
Swimming Baths	3	4	11	11	29
Gym	1	0	6	19	26
Other equipped play areas	2	5	8	12	27
Maurice Chandler Sports Centre	3	4	4	18	29
Market Drayton School Facilities - sports e.g. badminton	6	1	6	16	29
Sports Clubs	7	1	1	19	28
Other type of activity	6				

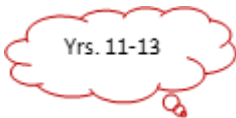
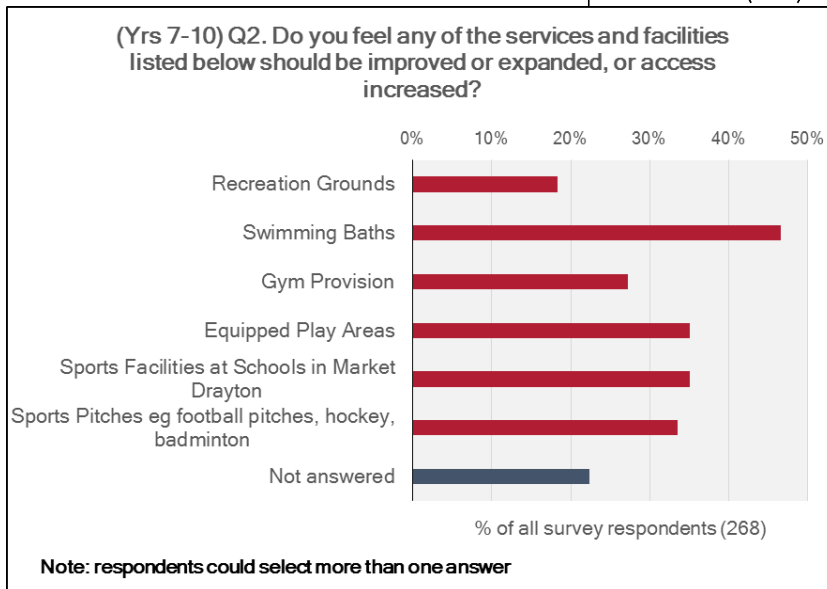




Q2. Do you feel any of the services and facilities listed below should be improved, expanded or access increased?

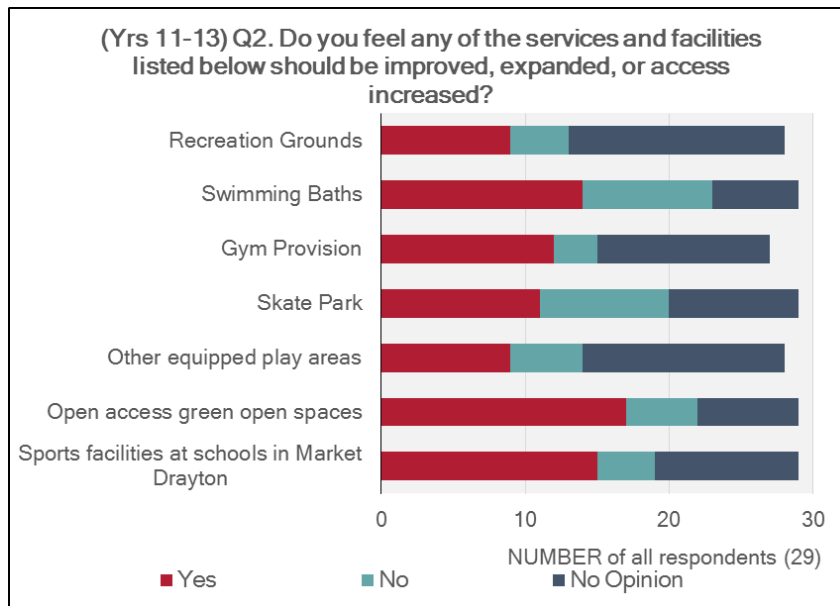
	No. of responses	% of responses
Recreation Grounds	49	18%
Swimming Baths	125	47%
Gym Provision	73	27%
Equipped Play Areas	94	35%
Sports Facilities at Schools in Market Drayton	94	35%
Sports Pitches e.g. football pitches, hockey, badminton	90	34%
Not answered	60	22%
Base*	268	

* Note: Base is total number who answered the questionnaire (268)



Q2. Do you feel any of the services and facilities listed below should be improved, expanded, or access increased? (Same wording as Yrs. 7-10, but different answer options)

	No opinion	Yes	No	Response Count
Recreation Grounds	15	9	4	28
Swimming Baths	6	14	9	29
Gym Provision	12	12	3	27
Skate Park	9	11	9	29
Other equipped play areas	14	9	5	28
Open access green open spaces	7	17	5	29
Sports facilities at schools in Market Drayton	10	15	4	29

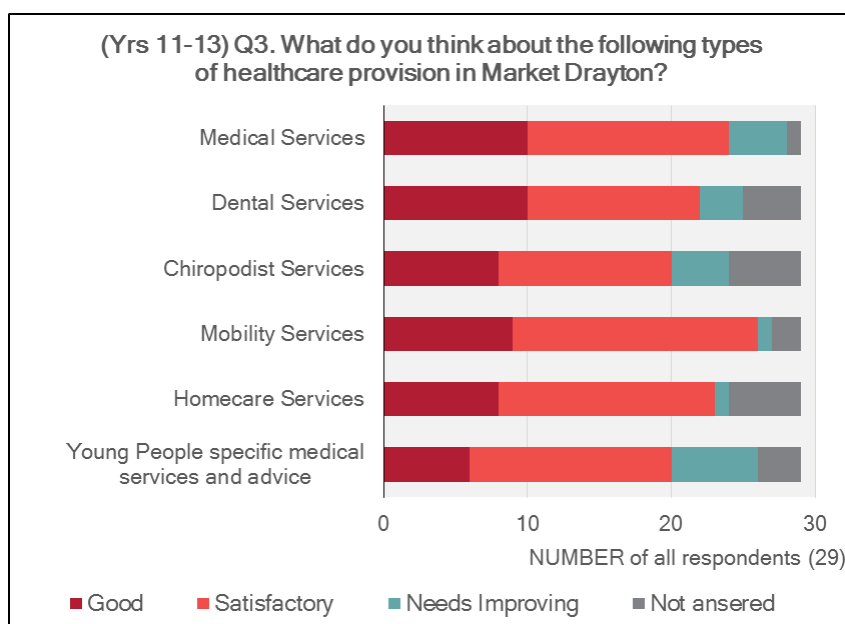


Yrs. 11-13

Q3. What do you think about the following types of healthcare provision in Market Drayton? (Additional question for Yrs. 11-13 only)

	Good	Satisfactory	Needs improving	Not answered
Medical Services	10	14	4	1
Dental Services	10	12	3	4
Chiropodist Services	8	12	4	5
Mobility Services	9	17	1	2
Homecare Services	8	15	1	5
Young People specific medical services and advice	6	14	6	3

There were 74 comments made, please see appendix for a full list of responses.

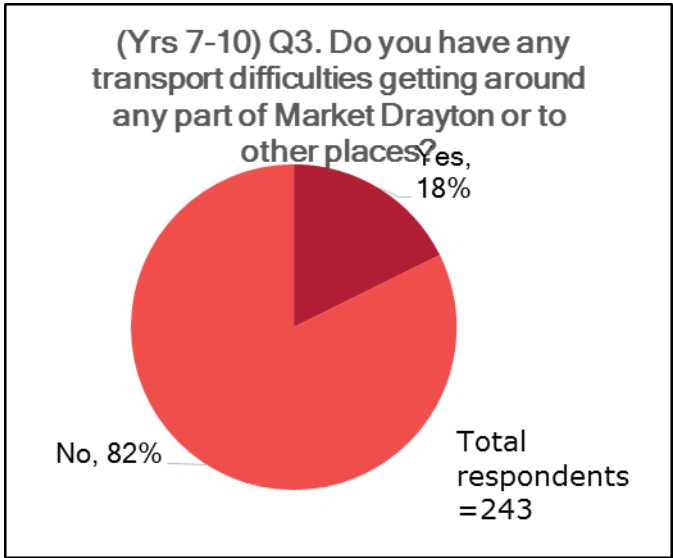


Yrs. 7-10

Q3. Do you have any transport difficulties getting around any part of Market Drayton or to other places?

	No. of responses	% of responses
Yes	43	18%
No	200	82%
Not answered	25	
Base	243	

There were 43 comments made, please see appendix for a full list of responses.

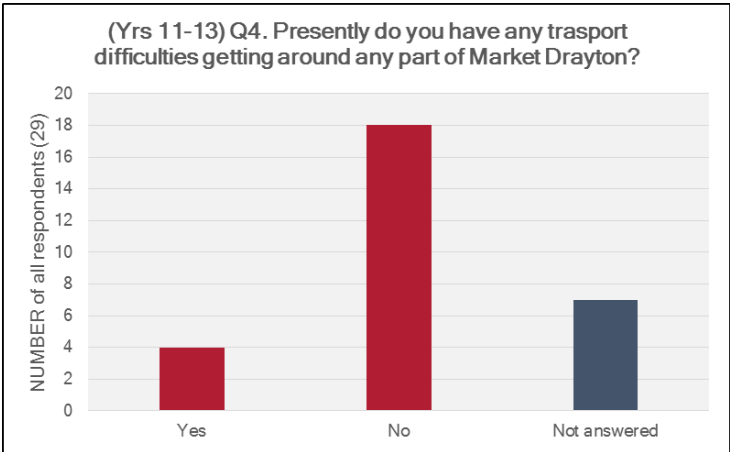


Yrs. 11-13

Q4. Presently do you have any transport difficulties getting around any part of Market Drayton?

	No. of responses
Yes	4
No	18
Not answered	7
Base	29

There were 4 comments made, please see appendix for a full list of responses.



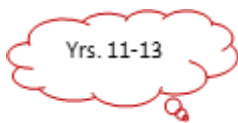
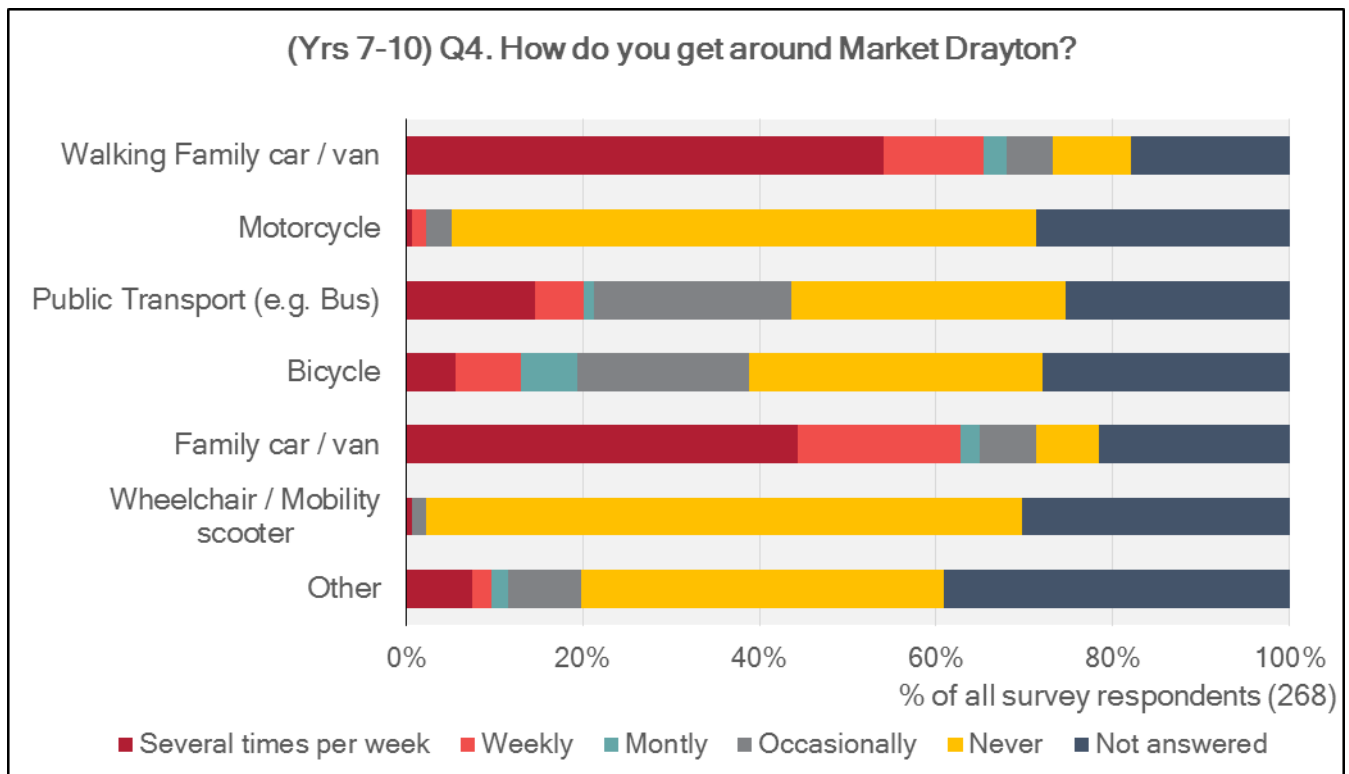
Yrs. 7-10

Q4. How do you get around Market Drayton?

	Several times per week	Weekly	Monthly	Occasionally	Never	Not answered	Response Count	Base*
Walking Family car / van	145	30	7	14	24	48	220	268
Motorcycle	2	4	0	8	177	77	191	268
Public Transport (e.g. Bus)	39	15	3	60	83	68	200	268
Bicycle	15	20	17	52	89	75	193	268
Family car / van	119	49	6	17	19	58	210	268
Wheelchair / Mobility scooter	2	0	0	4	181	81	187	268
Other	20	6	5	22	110	105	163	268

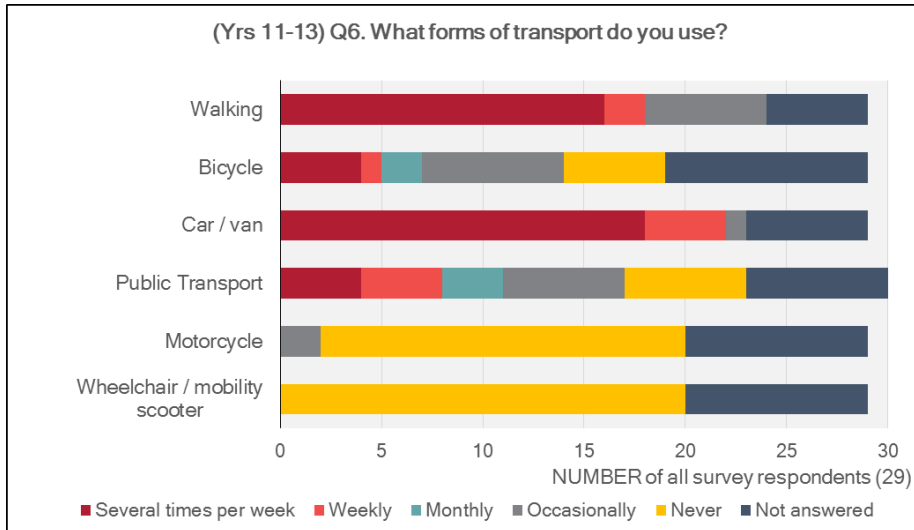
	Several times per week	Weekly	Monthly	Occasionally	Never	Not answered
Walking Family car / van	54%	11%	3%	5%	9%	18%
Motorcycle	1%	1%	0%	3%	66%	29%
Public Transport (e.g. Bus)	15%	6%	1%	22%	31%	25%
Bicycle	6%	7%	6%	19%	33%	28%
Family car / van	44%	18%	2%	6%	7%	22%
Wheelchair / Mobility scooter	1%	0%	0%	1%	68%	30%
Other	7%	2%	2%	8%	41%	39%

* Note: Base is total number who answered the questionnaire (268)



6. What forms of transport do you use? (Slightly different wording of the question but the same meaning as Yrs. 7-10, but slightly different answer options)

	Several times per week	Weekly	Monthly	Occasionally	Never	Not answered	Response Count
Walking	16	2	0	6	0	5	24
Bicycle	4	1	2	7	5	10	19
Car / van	18	4	0	1	0	6	23
Public Transport	4	4	3	6	6	7	22
Motorcycle	0	0	0	2	18	9	20
Wheelchair / mobility scooter	0	0	0	0	20	9	20

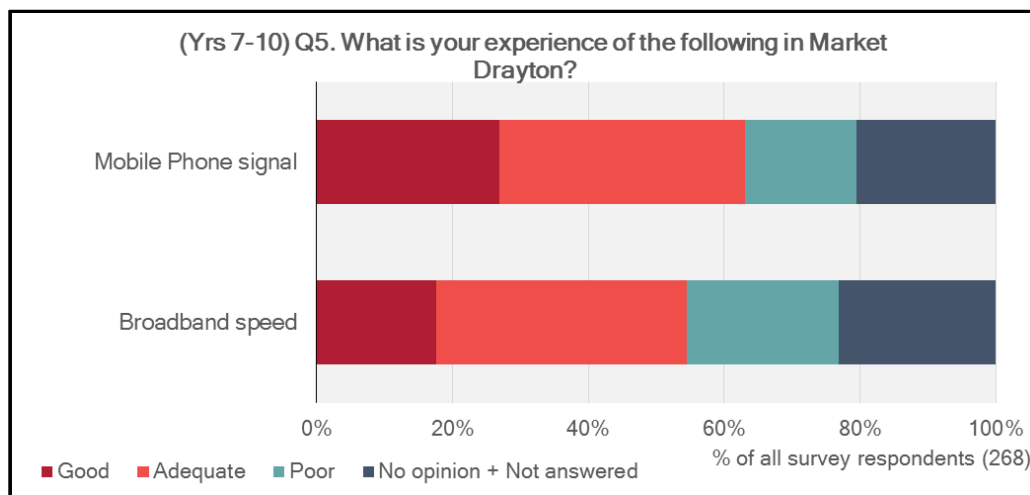


Q5. What is your experience of the following in Market Drayton?

	Good	Adequate	Poor	No opinion	Not answered	Response Count	Base*
Mobile Phone signal	72	97	44	20	35	233	268
Broadband speed	47	99	60	26	36	232	268

	Good	Adequate	Poor	No opinion + Not answered
Mobile Phone signal	27%	36%	16%	21%
Broadband speed	18%	37%	22%	23%

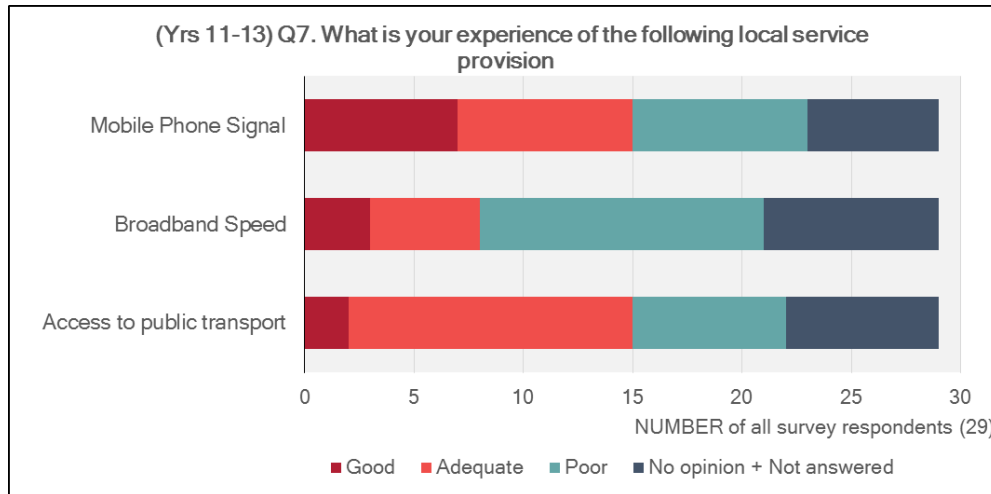
* Note: Base is total number who answered the questionnaire (268)



Yrs. 11-13

Q7. What is your experience of the following local service provision? (Same wording as Yrs. 7-10, but additional answer options)

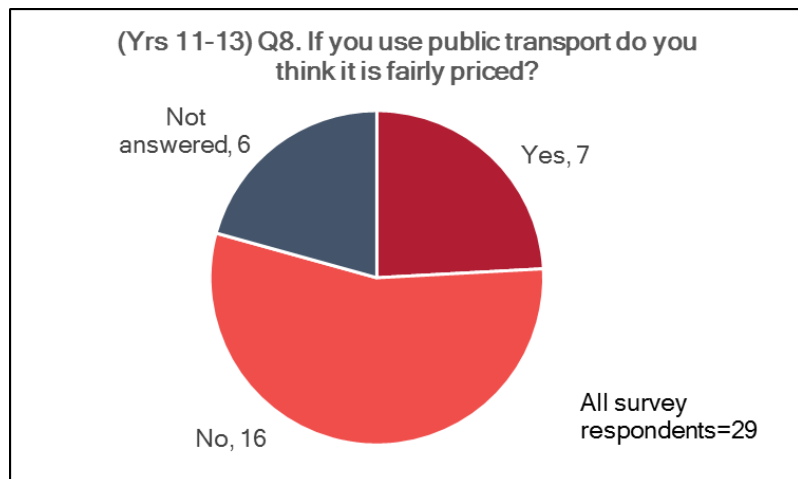
	Good	Adequate	Poor	No opinion	Not answered	Response Count
Mobile Phone signal	7	8	8	2	7	25
Broadband speed	3	5	13	4	3	25
Access to public transport	2	13	7	3	2	25



Yrs. 11-13

Q8. If you use public transport do you think it is fairly priced? (Additional question for Yrs. 11-13 only)

	No. of responses
Yes	7
No	16
Not answered	6
Base	29



Yrs. 11-13

Q9. Should Public Transport be free for people under the age of 18? (Additional question for Yrs. 11-13 only)

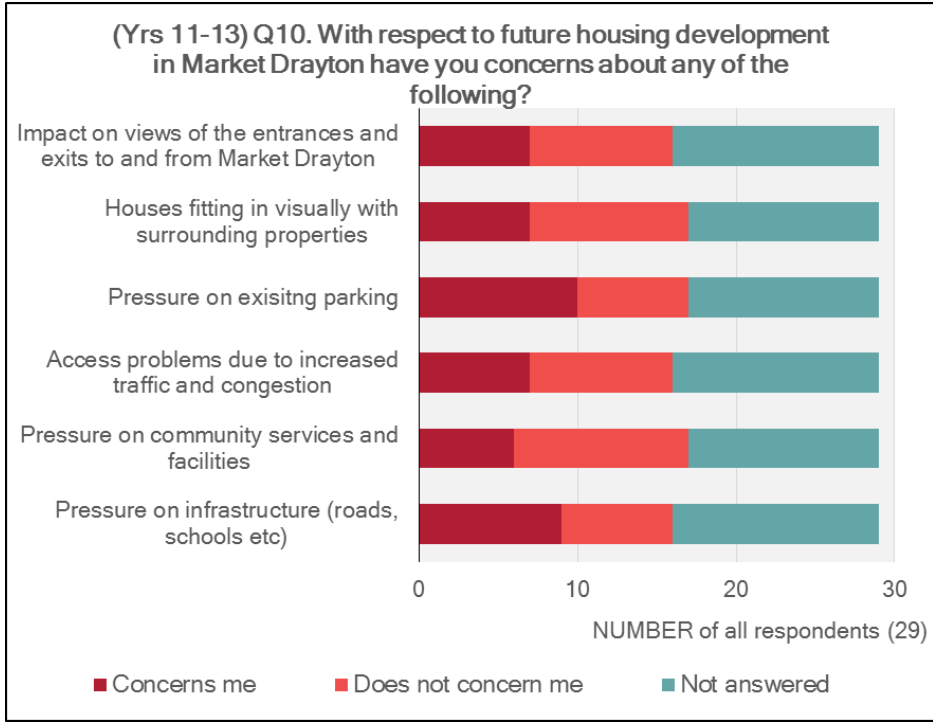
	No. of responses
Yes	21
No	4
Not answered	4
Base	29

There were 5 comments made, please see appendix for a full list of responses.

Yrs. 11-13

Q10. With respect to future housing development in Market Drayton have you concerns about any of the following? (Additional question for Yrs. 11-13 only)

	Concerns me	Does not concern me	Not answered
Impact on views of the entrances and exits to and from Market Drayton	7	9	13
Houses fitting in visually with surrounding properties	7	10	12
Pressure on existing parking	10	7	12
Access problems due to increased traffic and congestion	7	9	13
Pressure on community services and facilities	6	11	12
Pressure on infrastructure (roads, schools etc.)	9	7	13



Yrs. 11-13

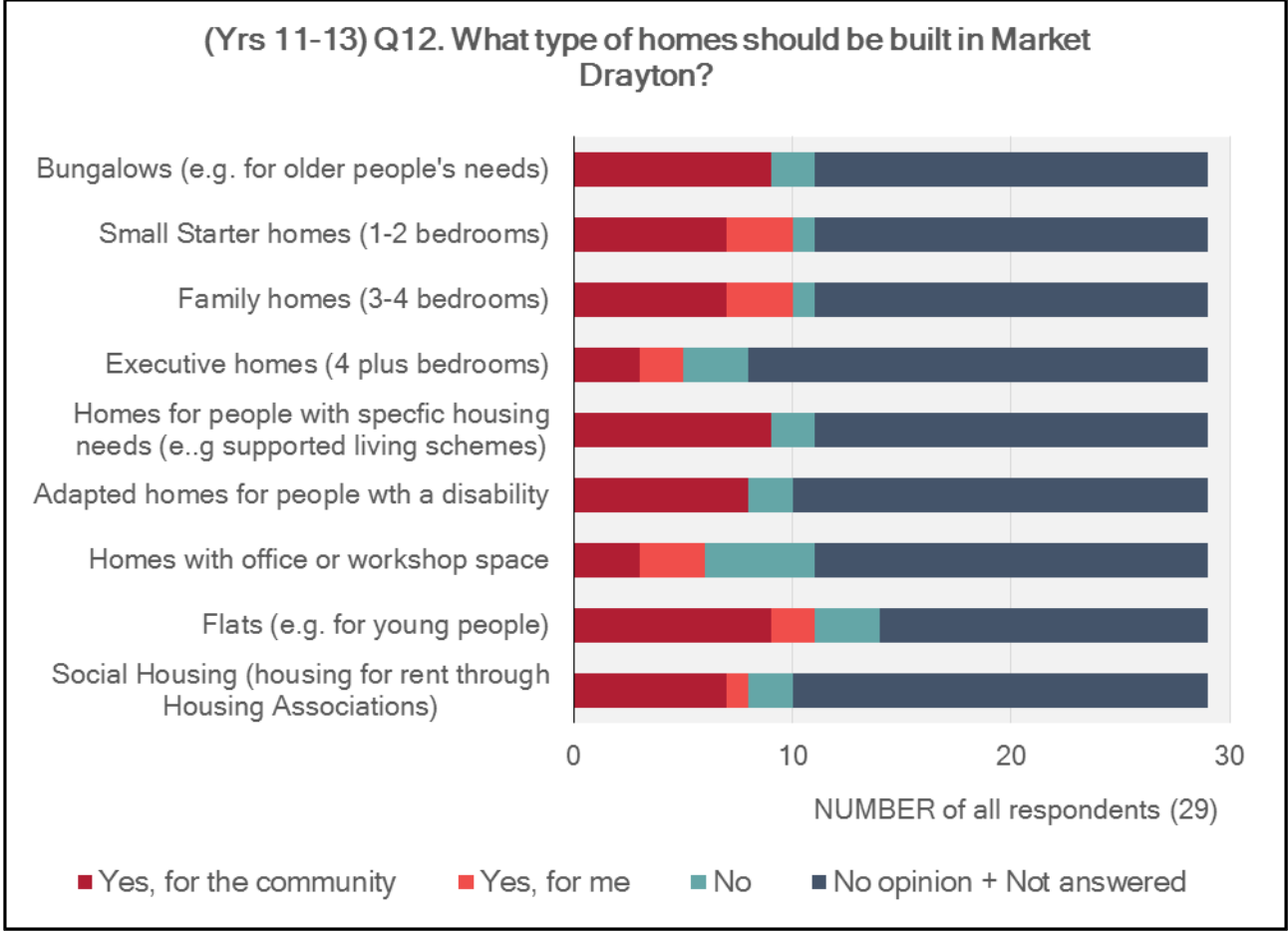
Q11. If you have expressed concern about any of the above please comment in the box below? (Additional question for Yrs. 11-13 only)

There were 5 comments made, please see appendix for a full list of responses.

Yrs. 11-13

12. What type of homes should be built in Market Drayton? (Additional question for Yrs. 11-13 only)

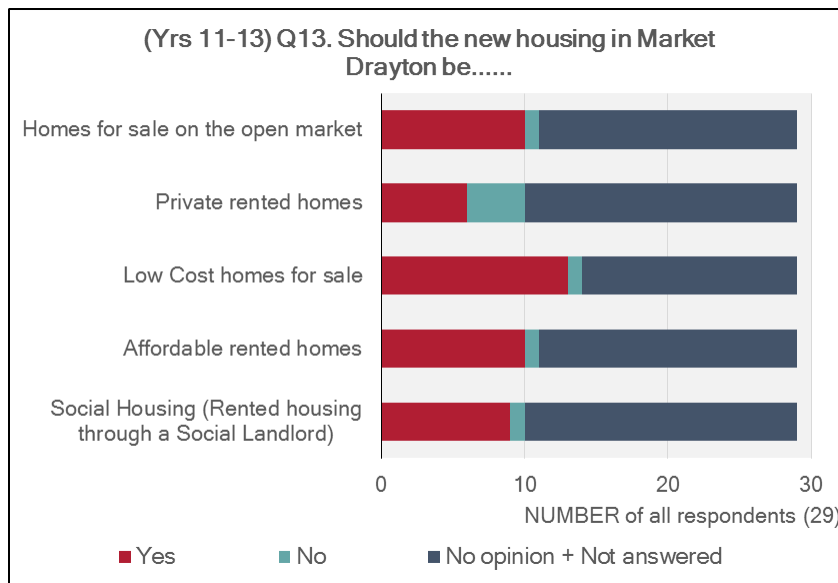
	Yes, for the community	Yes, for me	No	No opinion	Not answered
Bungalows (e.g. for older people's needs)	9	0	2	6	12
Small Starter homes (1-2 bedrooms)	7	3	1	5	13
Family homes (3-4 bedrooms)	7	3	1	5	13
Executive homes (4 plus bedrooms)	3	2	3	8	13
Homes for people with specific housing needs (e.g. supported living schemes)	9	0	2	6	12
Adapted homes for people with a disability	8	0	2	6	13
Homes with office or workshop space	3	3	5	5	13
Flats (e.g. for young people)	9	2	3	3	12
Social Housing (housing for rent through Housing Associations)	7	1	2	5	14



Yrs. 11-13

Q13. Should the new housing in Market Drayton be.....? (Additional question for Yrs. 11-13 only)

	Yes	No	No Opinion	Not answered
Homes for sale on the open market	10	1	5	13
Private rented homes	6	4	5	14
Low Cost homes for sale	13	1	2	13
Affordable rented homes	10	1	4	14
Social Housing (Rented housing through a Social Landlord)	9	1	5	14



Yrs. 11-13

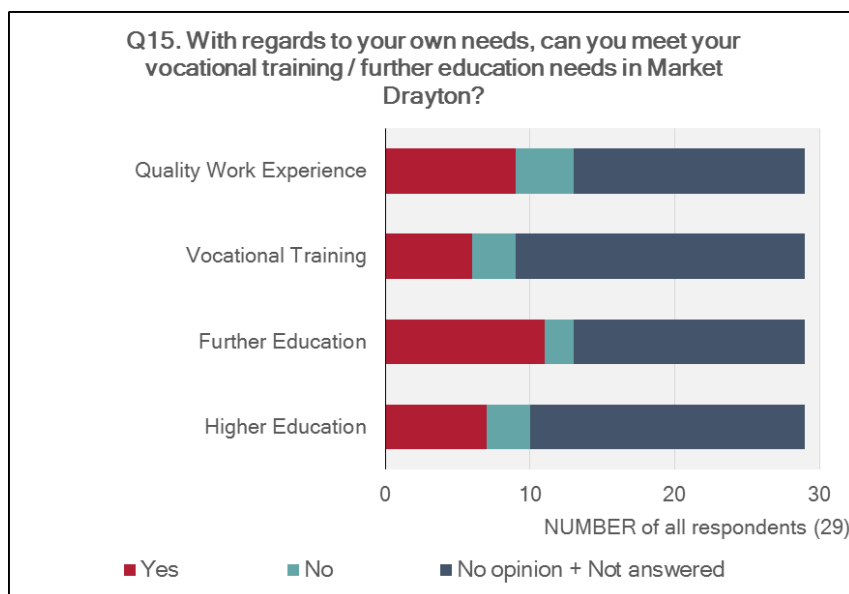
Q14. Do you think you have access to effective careers advice? (Additional question for Yrs. 11-13 only)

	No. of responses
Yes	7
No	3
No opinion	6
Not answered	13
Base	29

Yrs. 11-13

Q15. With regards to your own needs, can you meet your vocational training / further education needs in Market Drayton? (Additional question for Yrs. 11-13 only)

	Yes	No	No Opinion	Not answered
Quality Work Experience	9	4	3	13
Vocational Training	6	3	7	13
Further Education	11	2	3	13
Higher Education	7	3	6	13



Yrs. 11-13

Q16. If you have answered NO to the last question where would you go if you had the choice? (Additional question for Yrs. 11-13 only)

Actual There were 3 comments made, please see appendix for a full list of responses.

Preferred There were 4 comments made, please see appendix for a full list of responses.

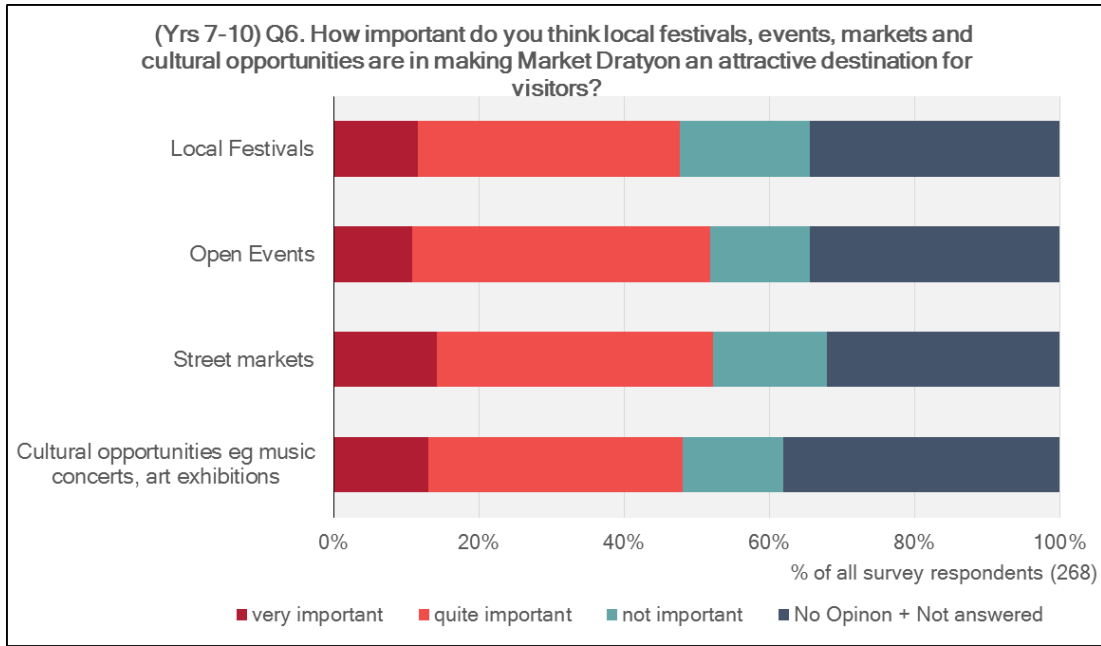
Yrs. 7-10

Q6. How important do you think local festivals, events, markets and cultural opportunities are in making Market Drayton an attractive destination for visitors?

	Very important	Quite important	Not important	No opinion	Not answered	Response Count	Base*
Local Festivals	31	97	48	52	40	228	268
Open Events	29	110	37	51	41	227	268
Street markets	38	102	42	44	42	226	268
Cultural opportunities e.g. music concerts, art exhibitions	35	94	37	60	42	226	268

	Very important	Quite important	Not important	No opinion + Not answered
Local Festivals	12%	36%	18%	34%
Open Events	11%	41%	14%	34%
Street markets	14%	38%	16%	32%
Cultural opportunities e.g. music concerts, art exhibitions	13%	35%	14%	38%

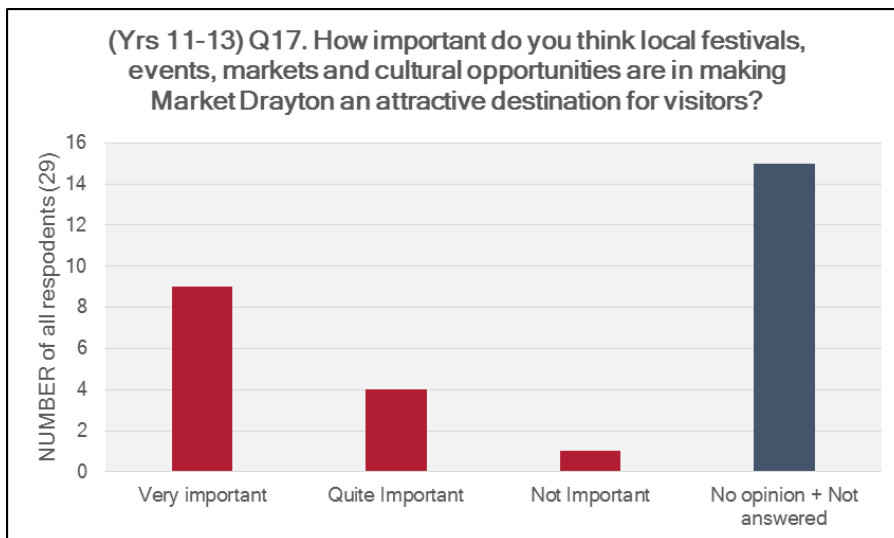
* Note: Base is total number who answered the questionnaire (268)



Yrs. 11-13

Q17. How important do you think local festivals, events, markets and cultural opportunities are in making Market Drayton an attractive destination for visitors? (Same wording as Yrs. 7-10, but different answer options)

Very important	Quite Important	Not Important	No Opinion	Not answered
9	4	1	1	14



Yrs. 11-13

Q18. What additional types of festivals, events, markets, cultural opportunities and visitor attractions would you like to see in Market Drayton to increase visitor numbers? (Additional question for Yrs. 11-13 only)

There were 4 comments made, please see appendix for a full list of responses.

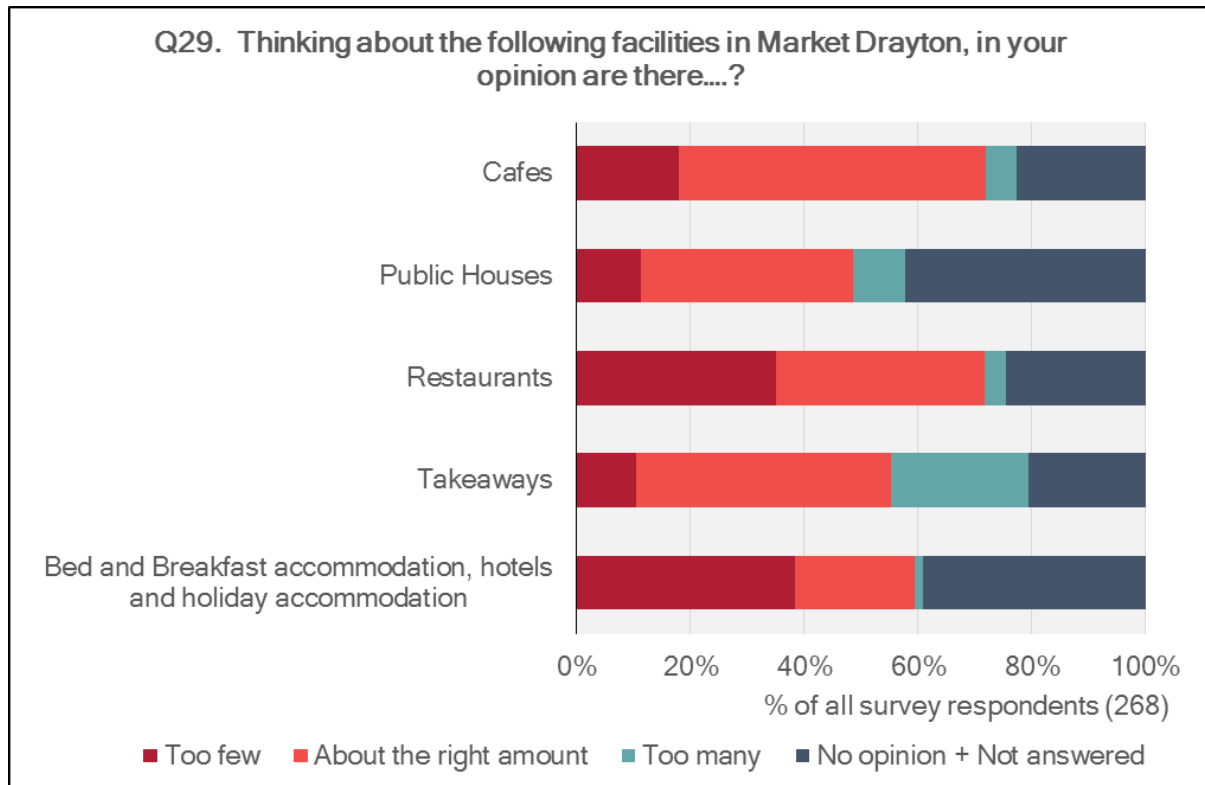


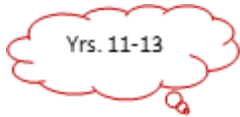
Q7. Thinking about the following facilities in Market Drayton, in your opinion are there.....?

	Too few	About the right amount	Too many	No opinion	Not answered	Response Count	Base*
Cafes	48	145	14	19	42	226	268
Public Houses	30	100	25	69	44	224	268
Restaurants	94	98	10	22	44	224	268
Takeaways	28	120	65	14	41	227	268
Bed and Breakfast accommodation, hotels and holiday accommodation	103	56	4	61	44	224	268

* Note: Base is total number who answered the questionnaire (268)

	Too few	About the right amount	Too many	No Opinion + Not answered
Cafes	18%	54%	5%	23%
Public Houses	11%	37%	9%	42%
Restaurants	35%	37%	4%	25%
Takeaways	10%	45%	24%	21%
Bed and Breakfast accommodation, hotels and holiday accommodation	38%	21%	1%	39%





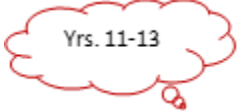
Q19. Thinking about the following facilities in Market Drayton, in your opinion are there.....? (Same question and answer options)

	Too few	About the right amount	Too many	No opinion	Not answered
Cafes	3	8	3	1	14
Public Houses	1	6	4	4	14
Restaurants	7	6	0	2	14
Takeaways	2	6	7	0	14
Bed and Breakfast accommodation, hotels and holiday accommodation	5	6	0	4	14



Q8. Are there any other facilities you would like to see in addition to the existing facilities?

There were 74 comments made, please see appendix for a full list of responses.



Q20. Is there anything you would like to see in addition to the existing facilities?

There were 2 comments made, please see appendix for a full list of responses.

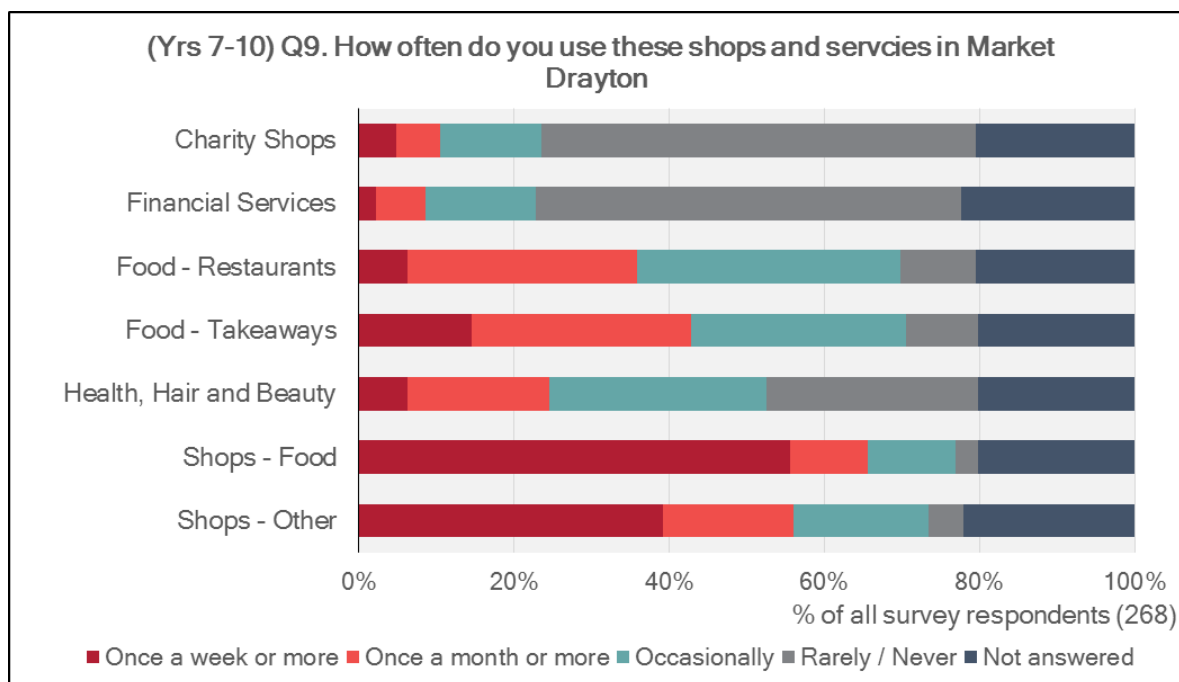


Q9. How often do you use these shops and services in Market Drayton?

	Once a week or more	Once a month or more	Occasionally	Rarely / Never	Not answered	Response Count	Base*
Charity Shops	13	15	35	150	55	213	268
Financial Services	6	17	38	147	60	208	268
Food - Restaurants	17	79	91	26	55	213	268
Food - Takeaways	39	76	74	25	54	214	268
Health, Hair and Beauty	17	49	75	73	54	214	268
Shops - Food	149	27	30	8	54	214	268
Shops - Other	105	45	47	12	59	209	268

	Once a week or more	Once a month or more	Occasionally	Rarely / Never	Not answered
Charity Shops	5%	6%	13%	56%	21%
Financial Services	2%	6%	14%	55%	22%
Food - Restaurants	6%	29%	34%	10%	21%
Food - Takeaways	15%	28%	28%	9%	20%
Health, Hair and Beauty	6%	18%	28%	27%	20%
Shops - Food	56%	10%	11%	3%	20%
Shops - Other	39%	17%	18%	4%	22%

* Note: Base is total number who answered the questionnaire (268)



Yrs. 11-13

Q21. How often do you use the shops and services in Market Drayton? (Same question and answer options)

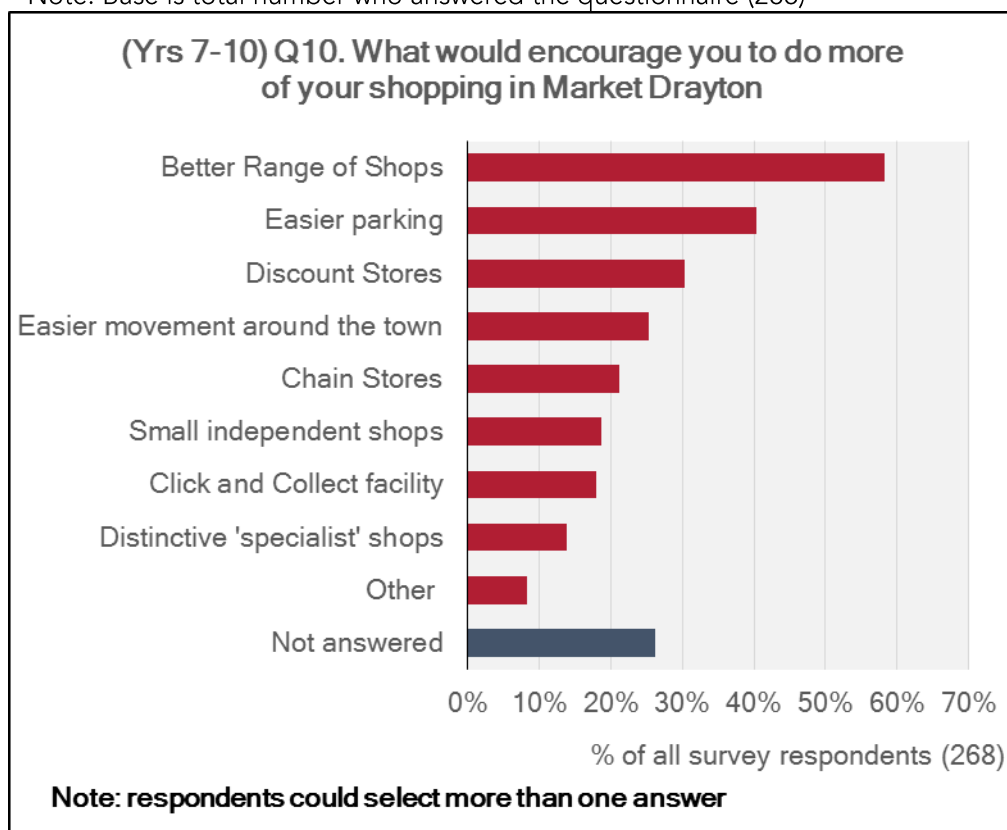
	Once a week or more	Once a month or more	Occasionally	Rarely / Never	Not answered
Charity Shops	3	0	1	8	17
Shops - Food	8	2	2	0	17
Shops - Other	4	4	3	1	17
Financial services	0	1	5	6	17
Food - Restaurants	2	2	6	2	17
Food - Takeaways	2	4	4	2	17
Health, Hair and Beauty	0	1	5	6	17

Yrs. 7-10

Q10. What would encourage you to do more of your shopping in Market Drayton?

	Response Count	% of responses
Better Range of Shops	156	58%
Easier parking	108	40%
Discount Stores	81	30%
Easier movement around the town	68	25%
Chain Stores	57	21%
Small independent shops	50	19%
Click and Collect facility	48	18%
Distinctive 'specialist' shops	37	14%
Other	22	8%
Not answered	70	26%
Base*	268	

* Note: Base is total number who answered the questionnaire (268)



Yrs. 11-13

What would encourage you to do more of your shopping in Market Drayton (please tick all that apply) (Same question, but answer options asked in a Yes/No format)

	Yes	No
Better range of shops	11	0
Chain Stores - big high street brands	10	1
Easier parking	9	2
Discount stores	8	3
Easier movement around the town	8	3
Small independent shops	7	4
Distinctive 'specialist' shops	6	5
Click and Collect facility	4	7
Charity Shops	2	9
Other	2	
Not answered	18	

Yrs. 11-13

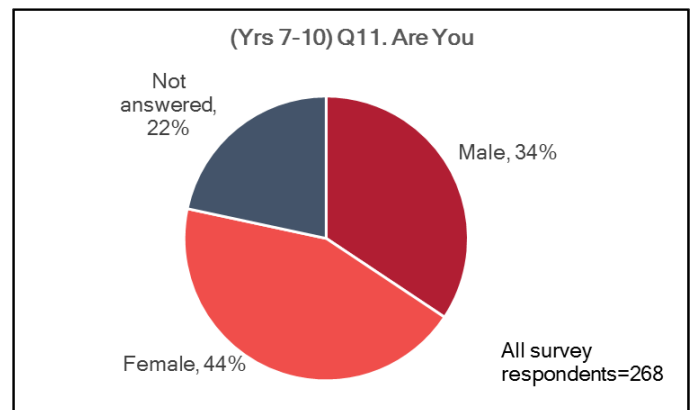
Q23. What sort of business or activity do you think should be encouraged within Market Drayton over the next 10 years? (Additional question for Yrs. 11-13 only)

	Definitely needed	Possibly needed	Not needed	No opinion	Not answered
Tourism and Leisure	5	4	1	2	17
Office-based business (e.g. consultancies, solicitors, estate agents)	0	3	7	2	17
Retail (shops)	4	4	1	1	19
Small scale industrial (manufacturing, skilled worker etc.)	4	3	1	4	17
Agriculture / food production	3	4	3	2	17
Service Trades (e.g. plumbers and electricians)	2	6	2	2	17
Large scale industrial (e.g. Muller)	1	3	7	1	17
Pubs, cafes and restaurants	3	5	3	1	17
Care based services - health and wellbeing	2	7	2	1	17

Yrs. 7-10

Q11. Are You?

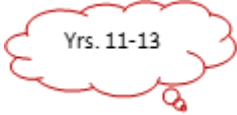
	Response Count	% of responses
Male	92	34%
Female	118	44%
Not answered	58	22%
Base*	268	



Yrs. 11-13

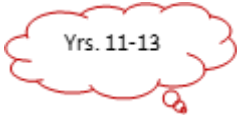
Q24. Are You?

	Response Count
Male	2
Female	9
Not answered	18
Base	29



Q25. If you are currently employed, where do you work?

	Response Count
I work in Market Drayton	2
I work outside Market Drayton	2
Not answered	25
Base	29



Q26. If you work outside Market Drayton how far do you have to travel (one-way)?

	Response Count
1-5 miles	0
6-10 miles	0
11-25 miles	0
26-50 miles	0
More than 50 miles	0
I have no fixed place of work	1
I work at home	2
Not answered	26
Base	29

End of survey
